

Quiet Space Rules



Easy Read

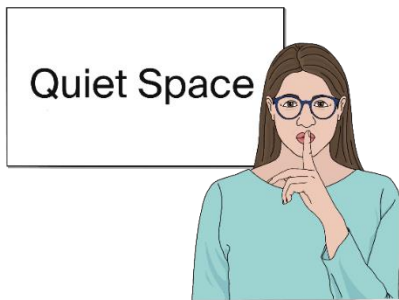
TeTuhi



Welcome to the Quiet Space




This is an Easy Read guide to using the Quiet Space.

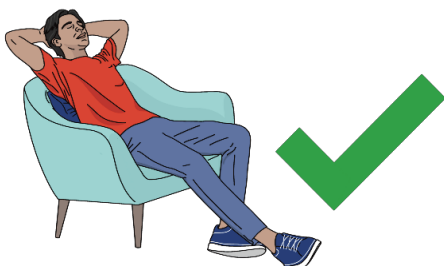


Welcome to the Quiet Space.


Here you can:




- read



- rest




- stim or tic



- think



- pray



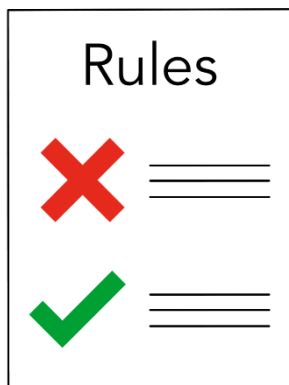
- or do something else quietly.



There might be other people using the room at the same time as you.

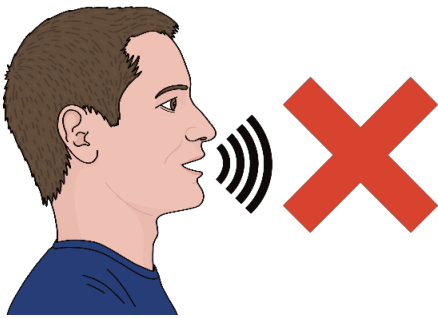


Everyone needs to stick to the rules.




The Quiet Space rules are on the next page.


Quiet Space Rules



Do not talk or make loud noises.



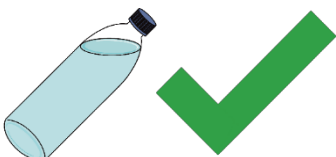
Do not eat any food in here.




You can have a drink in here.



But if you want to have a drink, your bottle or cup must have a lid on it.





Tidy up if you make a mess.



If you need help you can ask a staff member.



You can find Te Tuhi staff at the front desk.

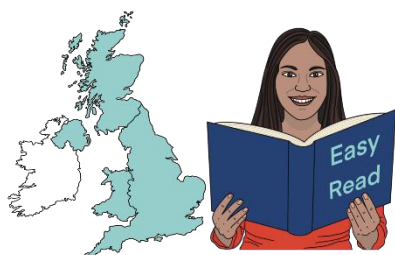


Thank you for sticking to the rules!


About this document



This information was translated into Easy Read by Door in the Wall Arts Access C.I.C.



This Easy Read translation uses U.K. Easy Read standards.



Illustrations are by Tzipporah Johnston for Door in the Wall Arts Access C.I.C.